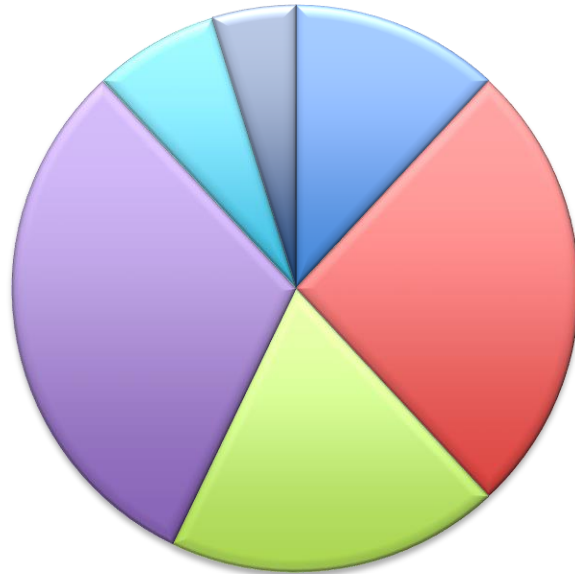




HARPER  
JAMES  
SOLICITORS

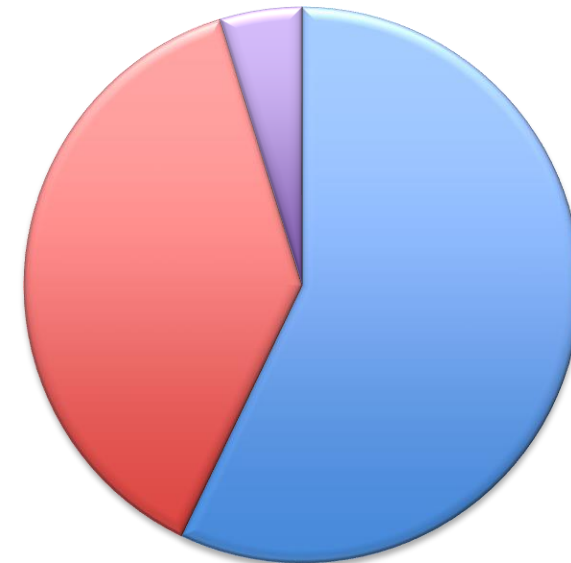
# Diversity Profile 2019

### Age distribution of employees



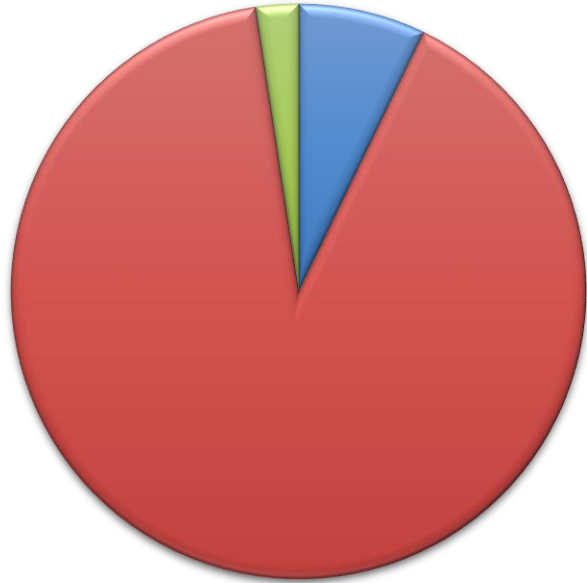
- 16 - 24
- 25 - 34
- 35 - 44
- 45 - 54
- 55 - 64
- 65+
- Prefer not to say

### Gender breakdown



- Man
- Woman
- Prefer not to say

## Disability (according to Equality Act)



■ Yes ■ No ■ Prefer not to say

## Ethnicity



■ Bangladeshi  
■ Chinese  
■ Indian  
■ Pakistani  
■ Caribbean  
■ British / English / Welsh / Northern Irish / Scottish  
■ Any other White background  
■ Prefer not to say